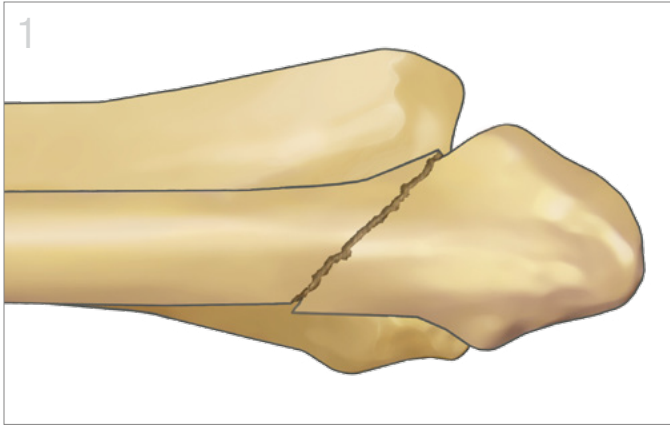


Sidewinder Plate™

Surgical Technique | *TriMed Ankle Fixation System™*



Exposure and Reduction

- Expose lateral malleolus with a standard incision.
- Manually reduce the fracture and hold with a clamp or k-wire.

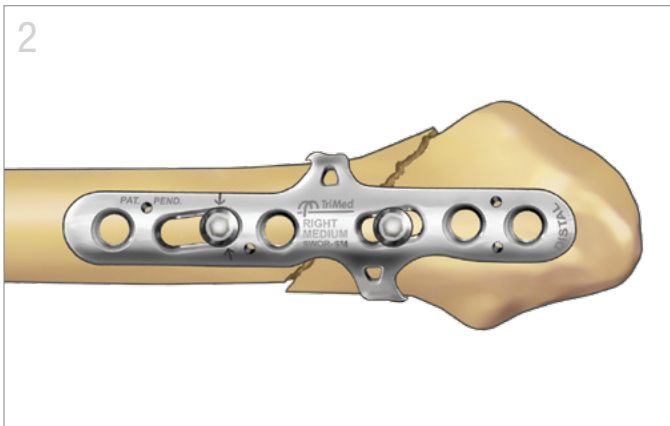
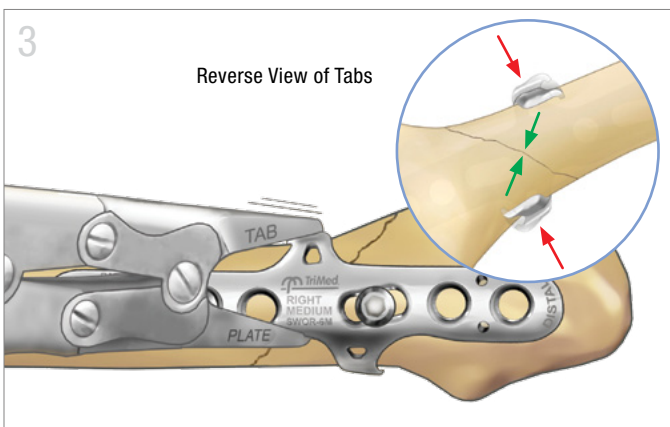



Plate Application

- Select plate with the narrowest tab separation that fits bone.
- Slide plate under clamp and center tabs over the fracture site (see Tip #1).
- Insert 3.2mm cortical screw in proximal slotted hole and 3.8mm cancellous screw in distal slotted hole.



Final Fracture Compression

- Engage the Crimper with 'TAB' jaw over the edge of the tab and 'PLATE' jaw over the opposite edge of the plate.
- Carefully crimp tab to apply desired compression across the fracture site.
- Repeat process for posterior tab.

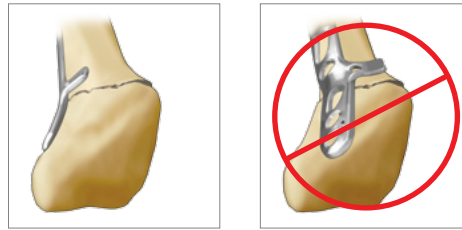


Complete Fixation

- Complete fixation using cortical screws proximally and cancellous screws distally.

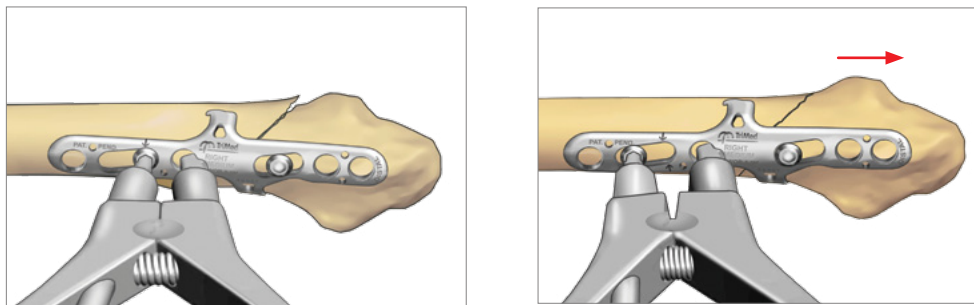
TIPS

1. When positioning plate, ensure there is clearance between anterior tab and tibia to allow room for the Crimper.



2. Expander/Compression Tool may be used to Restore Length

- Place cortical screw in proximal slotted hole at arrow marking.
- Insert screwdriver tip of the Expander/Compression Tool into the screw in the proximal slotted hole.
- Engage the opposite jaw of the Expander/Compression Tool into the adjacent distal hole (as shown). Loosen screw slightly.
- Slowly squeeze Expander/Compression Tool to restore desired length and re-tighten screw.



Surgical technique by Jerry Cush, M.D., and Robert Medoff, M.D.

XRAYS



Pre-Op



Post-Op


All implants made from surgical grade stainless steel

Sidewinder Plate™

LEFT
SWOL-6x
SWOL-7x

RIGHT
SWOR-6x
SWOR-7x

x = Width between tabs
N (narrow); M (medium); W (wide)



Cortical Screw

HEX3.2-xx
08mm to 40mm



Cortical Locking Screw

LCBS3.2-xx
08mm to 24mm



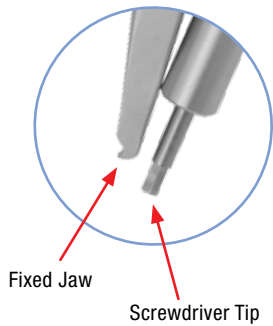
Cancellous Screw

CAB3.8-xx
10mm to 40mm



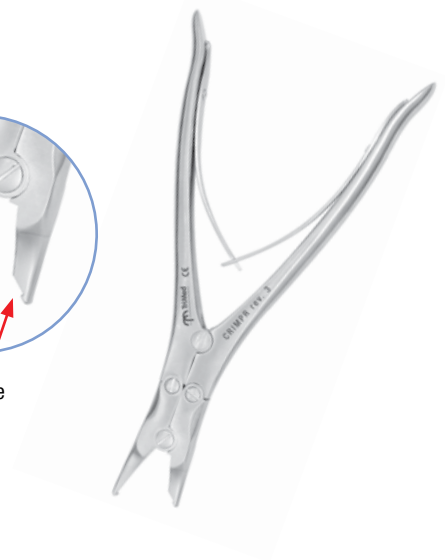
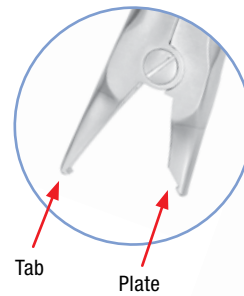
Expander/Compression Tool

XPANDR



Crimper

CRIMPR



TriMed Ankle Fixation System™



Sidewinder™



Ankle Hook Plate™



Medial Malleolar Sled™



TriMed, Inc. / 27533 Avenue Hopkins / Valencia, CA 91355 USA / 800-633-7221 / www.trimedortho.com

Patent Coverage: TriMed, Inc. products are covered by patents issued in the U.S. and in foreign jurisdictions. The presently issued U.S. patents are: 5,709,682; 5,931,839; 5,941,878; 6,077,266; 6,113,603; 7,037,308; 7,195,633; 7,540,874; 8,177,822; 8,821,508; 8,906,070; 9,089,376; 9,283,010; 9,220,546. The TriMed Sidewinder Plate has U.S. and international patents pending. TriMed Sidewinder Plate is a trademark of TriMed, Inc.

The technique presented is one suggested surgical technique. The decision to use a specific implant and the surgical technique must be based on sound medical judgment by the surgeon that takes into consideration factors such as the circumstances and configuration of the injury.

